



## JSZ3 Time Delay Relay

### 1. General

JSZ3 Time Delay Relay is applicable for automatic control system, such as machine automatic control, and complete equipment automatic control, etc.

### 2. Type designation

JS Z 3 □ - □

Adopt A, B, C, D, E, F, G to represent delay range code (applicable for multi-range type)

A: basic type (power on delay, multi-range type)

C: instantaneously operation type (power on delay, multi-range type)

F: power off delay type

Y: delta start-delay type (power on delay)

K: control off-delay

R: repeat circulation-delay type (power on delay)

Design sequence No.

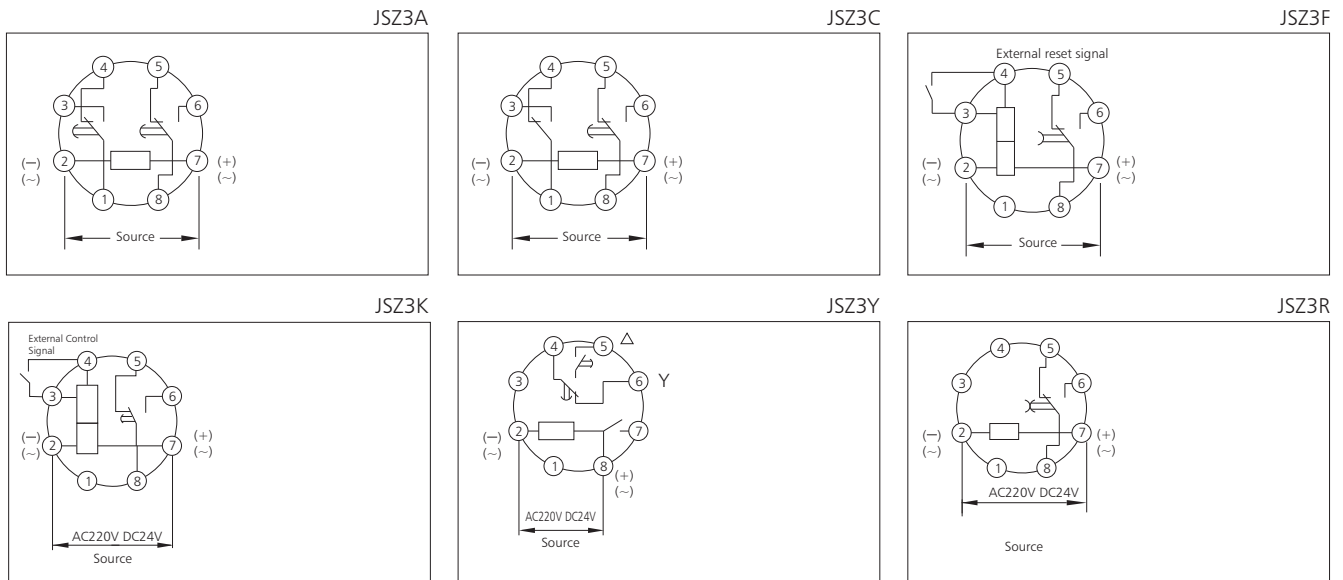
Integrative type

Time Delay Relay

**3. Technical data**

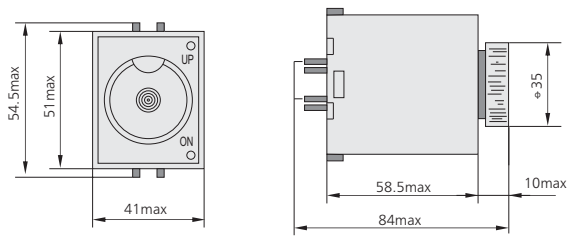
Type	JSZ3A	JSZ3C	JSZ3F	JSZ3K	JSZ3Y	JSZ3R
Operating mode	power on delay	JSZ3C power on delay with instantaneously operation contact	power off delay	Signal breaking-delay	Delta start-delay	Reciprocating circulation-delay
Delay range	A: (0.05-0.5)s/5s/30s/3min		(0.1-1)s	(0.1-1)s	(0.1-1)s	(0.5-6)s/60s
	B: (0.1-1)s/10s/60s/6min		(0.5-5)s	(0.5-5)s	(0.5-5)s	(1-10)s/10min
	C: (0.5-5)s/50s/5min/30min		(1-10)s	(1-10)s	(1-10)s	(2.5-30)s/30min
	D:(1-10)s/100s/10min/60min		(2.5-30)s	(2.5-30)s	(2.5-30)s	(5-60)s/60min
	E: (5-60)s/10min/60min/6h		(5-60)s	(5-60)s	(5-60)s	
	F:(0.25-2)min/2min/2h/12h		(10-180)s	(10-180)s	(10-180)s	
	G:(0.5-4)min/40min/4h/24h					
Set mode	Potentiometer					
Operating voltage	AC50Hz/60Hz, 36V, 110V, 127V, AC220V AC230V AC380V AC400V DC24V	AC50Hz/60Hz, 36V, 110V, 127V AC220V AC230V AC380V AC400V DC24V	AC50Hz/60Hz AC110V AC220V AC230V AC380V AC400V DC24V	AC36V,AC110V 50Hz/60Hz AC220V AC230V AC380V AC400V DC24V	AC36V,AC110V 50Hz/60Hz AC220V AC230V AC380V AC400V DC24V	AC36V,AC110V 50Hz/60Hz AC220V AC230V AC380V AC400V DC24V
Delay precision	≤10%					
Contact number	Delay 2 switching, delay 1 changeover, instantaneous switching		Delay 1 switching or delay 2 switching	Delay 1 switching	Delay Delta 1 switching	Delay 1 switching
Contact capacity	Ue/Ie: AC-15 220V/0.75A, 380V/0.47A; DC-13 220V/0.27A;Ith:5A					
Electrical Endurance	1 × 10 <sup>5</sup>					
Mechanical Endurance	1 × 10 <sup>6</sup>					
Ambient temperature	-5℃ ~ +40℃					
Installation mode	Panel type, Equipment type					
Matched pedestal	Panel type: FM8858, CZS08S, Equipment type,CZS08X-E					

**4. Wiring diagram**

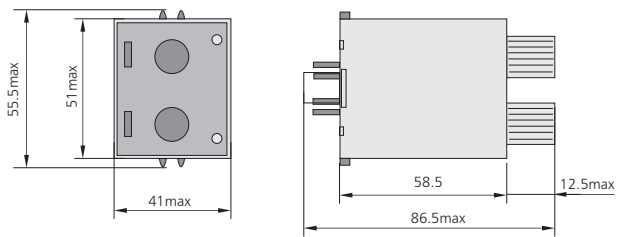


**5. Overall and mounting dimensions (mm)**

JSZ3A-,C-, F, K, Y Profile and installation dimension



JSZ3R Profile and installation dimension



Opening size

