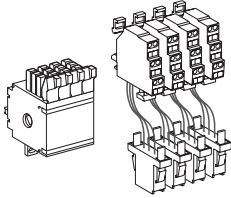


Indication contacts

ON/OFF indication contacts (OF) / 12 parts

E46889

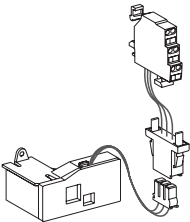


1 additional block of 4 contacts		64922
Wiring	For fixed circuit breaker	47074
	For drawout circuit breaker	47849

Installation manual		47951
---------------------	--	--------------

"Fault trip" indication contacts (SDE) / 1 part

E46891

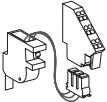


Changeover contact (SDE)	6 A - 240 V	47915
	Low-level	47916
Wiring	For fixed circuit breaker	47074
	For drawout circuit breaker	47849

Installation manual		47951
---------------------	--	--------------

"Ready to close" contact (1 max.) / 1 part

E46838

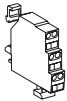


1 changeover contact (5 A - 240 V)		PF
1 low-level changeover contact		47081
Wiring	For fixed circuit breaker	47074
	For drawout circuit breaker	47849

Installation manual		47951
---------------------	--	--------------

"Connected, disconnected, test position" indication contact (carriage switches) / 1 part

E46861



Changeover contacts	6 A - 240 V	33170
CE, CD, CT	Low-level	33171

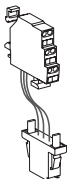
Installation manual		47952
---------------------	--	--------------

Set of additional actuators for carriage switches / 1 set

1 set		48560
-------	--	--------------

Combined closed / connected contacts for use with 1 auxiliary contact / 1 part

E46890



1 contact (5 A - 240 V)		48477
or 1 low-level contact		48478

Installation manual		47952
---------------------	--	--------------

Electrical closing pushbutton / 1 part

E46877



1 pushbutton		BPFE
		48534

Installation manual		47951
---------------------	--	--------------

Auxiliary terminals for chassis alone

3 wire terminal (1 part)		47849
6 wire terminal (1 part)		47850
Jumpers (10 parts)		47900