

CONTACTOR,  
110KW/400V/AC-3 AC(40...60HZ)/DC OPERATION UC 110-  
127V AUXILIARY CONTACTS 2NO+2NC 3-POLE,  
SIZE S10 BAR CONNECTIONS CONVENT. OPERATING  
MECHANISM SCREW TERMINAL

### General technical data:

<b>product brand name</b>		SIRIUS
<b>Size of the contactor</b>		S10
<b>Protection class IP / on the front</b>		IP00
<b>Degree of pollution</b>		3
<b>Installation altitude / at a height over sea level / maximum</b>	m	2,000
<b>Ambient temperature / during operating</b>	°C	-25 ... +60
<b>Mechanical operating cycles as operating time</b>		
<ul style="list-style-type: none"> <li>• of the contactor / typical</li> </ul>		10,000,000
<ul style="list-style-type: none"> <li>• of the contactor with added auxiliary switch block / typical</li> </ul>		10,000,000
<ul style="list-style-type: none"> <li>• of the contactor with added electronics-compatible auxiliary switch block / typical</li> </ul>		5,000,000

### Main circuit:

<b>Number of NC contacts / for main contacts</b>		0
<b>Number of NO contacts / for main contacts</b>		3
<b>Operational current</b>		
<ul style="list-style-type: none"> <li>• at AC-1 / at 400 V <ul style="list-style-type: none"> <li>• at 40 °C ambient temperature / rated value</li> <li>• at 60 °C ambient temperature / rated value</li> </ul> </li> <li>• at AC-3 / at 400 V / rated value</li> <li>• at AC-4 / at 400 V / rated value</li> <li>• with 1 current path / at DC-1 <ul style="list-style-type: none"> <li>• at 24 V / rated value</li> <li>• at 110 V / rated value</li> </ul> </li> <li>• with 2 current paths in series / at DC-1 <ul style="list-style-type: none"> <li>• at 24 V / rated value</li> <li>• at 110 V / rated value</li> </ul> </li> <li>• with 3 current paths in series / at DC-1 <ul style="list-style-type: none"> <li>• at 24 V / rated value</li> <li>• at 110 V / rated value</li> </ul> </li> </ul>	A	275
	A	250
	A	225
	A	195
	A	200
	A	18
	A	200
	A	200
	A	200
	A	200

<ul style="list-style-type: none"> <li>• with 1 current path / at DC-3 / at DC-5 <ul style="list-style-type: none"> <li>• at 24 V / rated value</li> <li>• at 110 V / rated value</li> </ul> </li> <li>• with 2 current paths in series / at DC-3 / at DC-5 <ul style="list-style-type: none"> <li>• at 24 V / rated value</li> <li>• at 110 V / rated value</li> </ul> </li> <li>• with 3 current paths in series / at DC-3 / at DC-5 <ul style="list-style-type: none"> <li>• at 24 V / rated value</li> <li>• at 110 V / rated value</li> </ul> </li> </ul>	A	200
	A	2.5
	A	200
	A	200
	A	200
	A	200
<b>Service power</b>		
<ul style="list-style-type: none"> <li>• at AC-2 / at 400 V / rated value</li> <li>• at AC-3 / at 400 V / rated value</li> <li>• at AC-4 / at 400 V / rated value</li> </ul>	kW	128
	kW	128
	W	110,000

Control circuit:		
<b>Design of the surge suppressor</b>		with varistor
<b>Type of voltage / of the controlled supply voltage</b>		AC/DC
<b>Operating range factor control supply voltage rated value / of the magnet coil</b>		
<ul style="list-style-type: none"> <li>• at 50 Hz <ul style="list-style-type: none"> <li>• for AC</li> </ul> </li> <li>• at 60 Hz <ul style="list-style-type: none"> <li>• for AC</li> <li>• for DC</li> </ul> </li> </ul>		0.8 ... 1.1
		0.8 ... 1.1
		0.8 ... 1.1
<b>Apparent pull-in power / of the solenoid / for AC</b>	V·A	590
<b>Apparent holding power / of the solenoid / for AC</b>	V·A	6.7
<b>Inductive power factor / with the pull-in power of the coil</b>		0.9
<b>Inductive power factor / with the pull-in power of the coil</b>		0.9
<b>Pull-in power / of the solenoid / for DC</b>	W	650
<b>Holding power / of the solenoid / for DC</b>	W	7.4

Auxiliary circuit:		
<b>Contact reliability / of the auxiliary contacts</b>		1 faulty switching per 100 million (17 V, 1 mA)
<b>Number of NC contacts / for auxiliary contacts / instantaneous switching</b>		2
<b>Number of NO contacts / for auxiliary contacts / instantaneous switching</b>		2

Short-circuit:		
<b>Design of the fuse link</b>		
<ul style="list-style-type: none"> <li>• for short-circuit protection of the auxiliary switch / required</li> <li>• for short-circuit protection of the main circuit</li> </ul>		fuse gL/gG: 10 A

- with type of assignment 1 / required
- at type of coordination 2 / required

fuse gL/gG: 500 A

fuse gL/gG: 400 A










### Installation/mounting/dimensions:

<b>Type of mounting</b>		screw fixing
<b>series installation</b>		Yes
<b>Width</b>	mm	145
<b>Height</b>	mm	210
<b>Depth</b>	mm	202
<b>Distance, to be maintained, to earthed part / sideways</b>	mm	10

### Connection type:

<b>Design of the electrical connection</b>		
<ul style="list-style-type: none"> <li>• for main current circuit</li> <li>• for auxiliary and control current circuit</li> </ul>		<p>screw-type terminals</p> <p>screw-type terminals</p>
<b>Type of the connectable conductor cross-section</b>		
<ul style="list-style-type: none"> <li>• for AWG conductors / for main contacts</li> <li>• for auxiliary contacts <ul style="list-style-type: none"> <li>• solid</li> <li>• finely stranded <ul style="list-style-type: none"> <li>• with conductor end processing</li> </ul> </li> </ul> </li> <li>• for AWG conductors / for auxiliary contacts</li> </ul>		<p>2/0 ... 500 kcmil</p> <p>2x (0.5 ... 1.5 mm<sup>2</sup>), 2x (0.75 ... 2.5 mm<sup>2</sup>), max. 2x (0.75 ... 4 mm<sup>2</sup>)</p> <p>2x (0.5 ... 1.5 mm<sup>2</sup>), 2x (0.75 ... 2.5 mm<sup>2</sup>)</p> <p>2x (20 ... 16), 2x (18 ... 14), 1x 12</p>

### Certificates/approvals:

<b>General Product Approval</b>				<b>Functional Safety / Safety of Machinery</b>	<b>Declaration of Conformity</b>
 CCC	 CSA	 GOST	 UL	<a href="#">Type Examination</a>	 EG-Konf.
<b>Test Certificates</b>		<b>Shipping Approval</b>			
<a href="#">other</a>	<a href="#">Special Test Certificate</a>	 ABS	 DNV	 GL	 RMRS
<b>other</b>					
<a href="#">Confirmation</a>	<a href="#">other</a>	<a href="#">Environmental Confirmations</a>			

### Further information:

#### Information- and Downloadcenter (Catalogs, Brochures,...)

<http://www.siemens.com/industrial-controls/catalogs>

#### Industry Mall (Online ordering system)

<http://www.siemens.com/industrial-controls/mall>

Cax online generator:

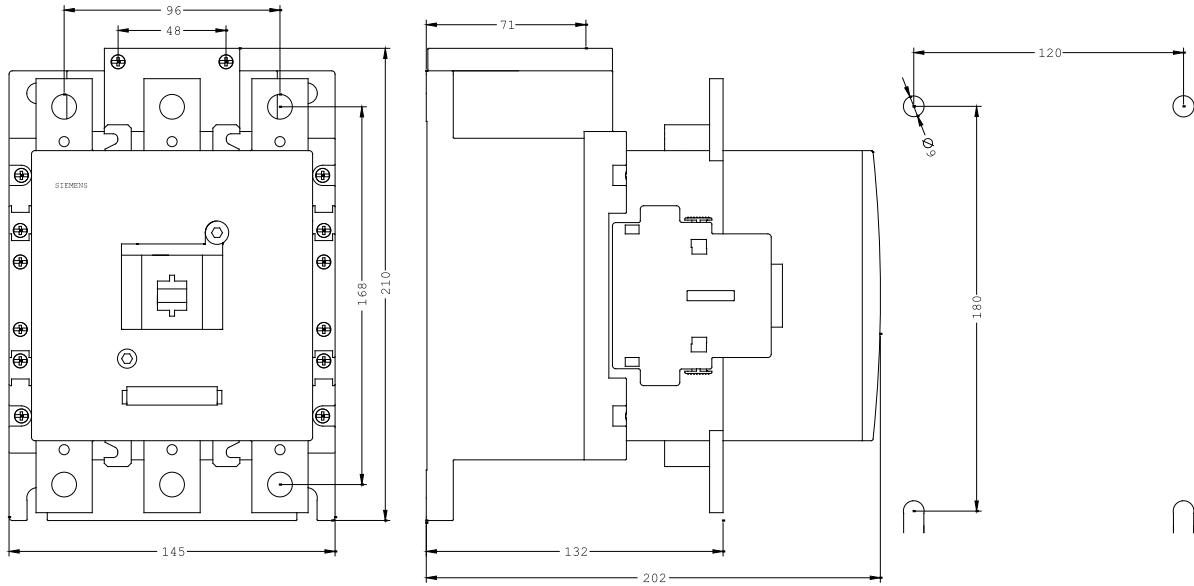
<http://www.siemens.com/cax>

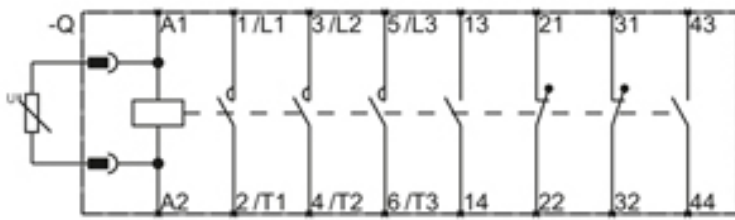
Service&Support (Manuals, Certificates, Characteristics, FAQs,...)

<http://support.automation.siemens.com/WW/view/en/3RT1064-6AF36/all>

Image database (product images, 2D dimension drawings, 3D models, device circuit diagrams, ...)

[http://www.automation.siemens.com/bilddb/cax\\_en.aspx?mlfb=3RT1064-6AF36](http://www.automation.siemens.com/bilddb/cax_en.aspx?mlfb=3RT1064-6AF36)





last change:

Feb 15, 2013