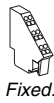
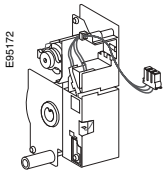


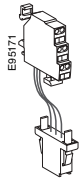
(\* Installation manual must be ordered separately, it is not supply with the component.

### Remote operation

#### Gear motor



Fixed.



Drawout.

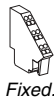
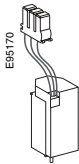
#### MCH (1 part)

AC 50/60 Hz	48 V	47889
	100/130 V	47893
	200/240 V	47894
	250/277 V	47895
	380/415 V	47896
	440/480 V	47897
DC	24/30 V	47888
	48/60 V	47889
	100/125 V	47890
	200/250 V	47891
Terminal block (1 part)	For fixed circuit breaker	47074
	For drawout circuit breaker	47849

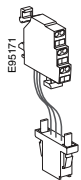
Installation manual

47951

#### Closing and opening release (XF or MX)



Fixed.



Drawout.

#### Standard coil (1 part)

AC 50/60 Hz	12 V DC	33658
DC	24/30 V DC, 24 V AC	33659
	48/60 V DC, 48 V AC	33660
	100/130 V AC/DC	33661
	200/250 V AC/DC	33662
	277 V AC	33663
	380/480 V AC	33664

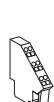
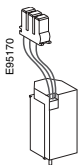
#### Communicating coil (1 part)

AC 50/60 Hz	12 V DC	33032
DC	24/30 V DC, 24 V AC	33033
	48/60 V DC, 48 V AC	33034
	100/130 V AC/DC	33035
	200/250 V AC/DC	33036
	277 V AC	33037
	380/480 V AC	33038
Terminal block (1 part)	For fixed circuit breaker	47074
	For drawout circuit breaker	47849

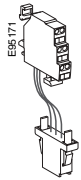
Installation manual

47951

#### Undervoltage release MN



Fixed.



Drawout.

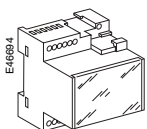
#### Undervoltage release (1 part)

AC 50/60 Hz	24/30 V DC, 24 V AC	33668
DC	48/60 V DC, 48 V AC	33669
	100/130 V AC/DC	33670
	200/250 V AC/DC	33671
	380/480 V AC	33673
Terminal block (1 part)	For fixed circuit breaker	47074
	For drawout circuit breaker	47849

Installation manual

47951

#### MN delay unit



#### MN delay unit (1 part)

		<b>R</b> (non-adjustable)	<b>Rr</b> (adjustable)
AC 50/60 Hz	48/60 V AC/DC		33680
DC	100/130 V AC/DC	33684	33681
	200/250 V AC/DC	33685	33682
	380/480 V AC/DC		33683

Installation manual

47951