

### Main

Range of product	Zelio Relay
Series name	Universal
Product or component type	Plug-in relay
Device short name	RUM
Contacts type and composition	2 C/O
Contacts operation	Standard
Control circuit voltage	24 V DC
[the] conventional enclosed thermal current	10 A at $\leq 55$ °C
Status LED	Without
Control type	Pushbutton
Coil interference suppression	Without
Utilisation coefficient	20 %
Sale per indivisible quantity	10

### Complementary

Shape of pin	Cylindrical
[Ui] rated insulation voltage	250 V conforming to IEC 300 V conforming to CSA 300 V conforming to UL
[Uimp] rated impulse withstand voltage	4 kV conforming to IEC 61000-4-5
Contacts material	Silver alloy (Ag/Ni)
[Ie] rated operational current	10 A (AC-1/DC-1) NO conforming to IEC 12 A at 28 V (DC-1) conforming to UL 16 A at 277 V (AC-1) conforming to UL 5 A (AC-1/DC-1) NC conforming to IEC
Minimum switching current	10 mA
Maximum switching voltage	250 V AC conforming to IEC 250 V DC conforming to IEC
Minimum switching voltage	17 V
Resistive rated load	10 A at 250 V AC 10 A at 28 V DC
Maximum switching capacity	2500 VA, AC circuit 280 W, DC circuit
Minimum switching capacity	170 mW
Operating rate	$\leq 200$ cyc/mn (no-load) $\leq 30$ cyc/mn (under load)
Mechanical durability	5000000 cycles
Electrical durability	100000 cycles for resistive load
Average consumption in W	1.4 W, DC circuit
Average consumption in VA	2...3, AC circuit
Drop-out voltage threshold	$\geq 0.1$ $U_c$ (DC) $\geq 0.15$ $U_c$ (AC)
Operating time	20 ms between coil de-energisation and making of the Off-delay contact (AC/DC) 20 ms between coil energisation and making of the On-delay contact (AC/DC)
Average resistance	470 Ohm, DC circuit at 20 °C +/- 10 %
Rated operational voltage limits	19.2...26.4 V DC

Protection category	RT I
Operating position	Any position
Product weight	0.085 kg

## Environment

Dielectric strength	1500 V AC (between contacts) 1550 V AC (between coil and contact) 1550 V AC (between poles)
Product certifications	CSA UL
Standards	CSA C22-2 No 14 EN/IEC 61810-1 (iss. 2) UL 508
Ambient air temperature for storage	-40...85 °C
Ambient air temperature for operation	-40...55 °C
Vibration resistance	3 gn (f = 10...150 Hz), amplitude +/- 1 mm (on opening) conforming to EN/IEC 60068-2-27 4 gn (f = 10...150 Hz), amplitude +/- 1 mm (on closing) conforming to EN/IEC 60068-2-27
IP degree of protection	IP40 conforming to EN/IEC 60529
Shock resistance	10 gn on closing conforming to EN/IEC 60068-2-27 10 gn on opening conforming to EN/IEC 60068-2-27
RoHS EUR status	Compliant
RoHS EUR conformity date	0801

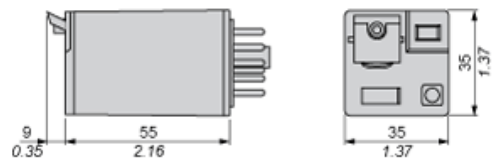
---

Universal Relay

---

Dimensions

$\frac{\text{mm}}{\text{in.}}$

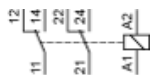


---

## Universal Relay

---

### Wiring Diagram

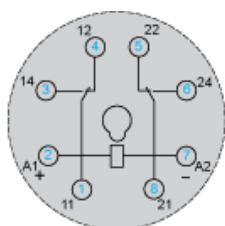


---

## Universal Relay

---

### Wiring Diagram



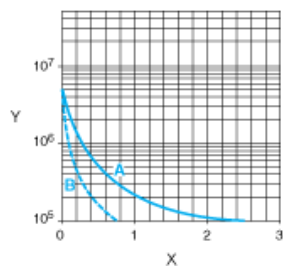
Symbols shown in blue correspond to Nema marking.

RUM Universal Relays

Electrical Durability of Contacts

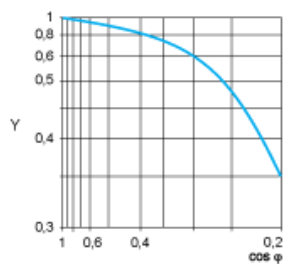
Durability (inductive load) = durability (resistive load) x reduction coefficient.

Resistive AC load



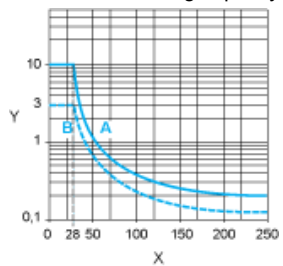
- X Switching capacity (kVA)
- Y Durability (Number of operating cycles)
- A RUMF..., RUMC2..., RUMC3A...
- B RUMC3G...

Reduction coefficient for inductive AC load (depending on power factor  $\cos \phi$ )



- Y Reduction coefficient (A)

Maximum switching capacity on resistive DC load



- X Voltage DC
- Y Current DC
- A RUMF..., RUMC2..., RUMC3A...
- B RUMC3G...