


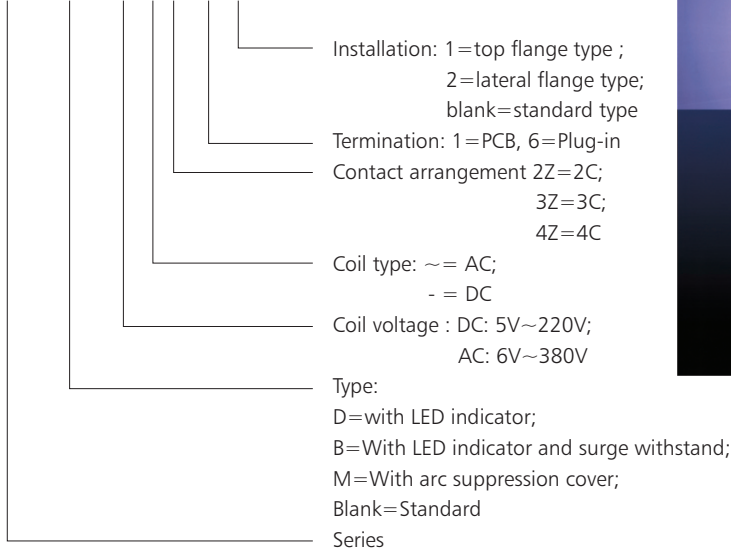
## JZX-22F Miniature Power Relay

### 1. Features

- 1.1 3A, 5A, 10A switching current
- 1.2 Various sockets available
- 1.3 With indicator to be selected
- 1.4 Full range of AC and DC coil
- 1.5 Certificate: UKRtest.

### 2. Ordering information

JZX-22F (D) / 006 - ZZ 1 1



### 3. Contact specification

Contact Arrangement		2C	3C	4C
Initial contact resistance	m Ω		100	
Contact material		Silver alloy		
Rated load(resistive)			5A/220VAC	3A/220VAC
			5A/28VDC	3A/28VDC
MAX. switching voltage	VAC		250	
	VDC		125	
MAX. switching current	A		5	3
Max. switching capacity	VA		1250VA	750VA
	W		140	84
Electrical endurance	Cycles( $\times 10^3$ )		100	
Machanical endurance	Cycles( $\times 10^6$ )		10	

#### 4. Coil specification

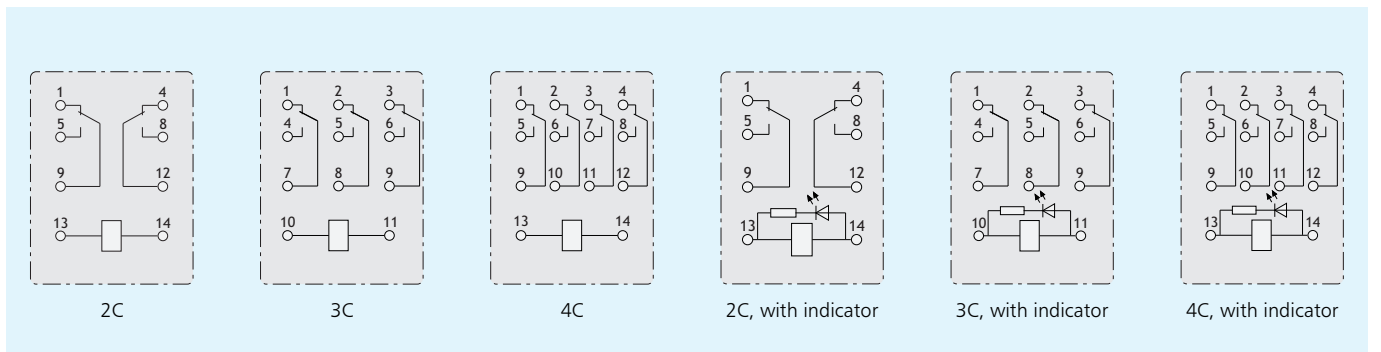
AC					DC				
Rated voltage	Holding voltage	Must drop-out voltage	Operating range	Power consumption	Rated voltage	Holding voltage	Must drop-out voltage	Operating range	Power consumption
6	80%Un	30%Un	(80%-110%) Un	1.2VA	5	75%Un	10%Un	(75%-110%) Un	0.9W
12					6				
24					12				
36					24				
48					36				
110					48				
127					110				
220					127				
380	220								

#### 5. Characteristics

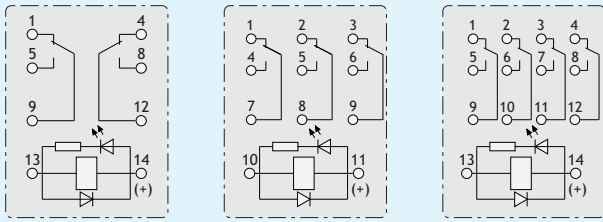
Insulation resistance(at 500VDC)	mΩ	100
Dielectric strength	Between coil & contacts	1500VAC for 1min
	Between open contacts	1000VAC for 1min
Operation time	ms	≤25
Release time	ms	≤25
Shock resistance	m/s <sup>2</sup>	100
Vibration		10~55Hz, 1mm double amplitude
Humidity		90% RH at +40℃
Ambient temperature range	℃	-30~+55
Termination		PCB, plug-in
Dimension	mm	27.5×21.5×35.5

#### 6. Overall mounting dimensions (mm)

Internal connection(bottom view)



Internal connection(bottom view)

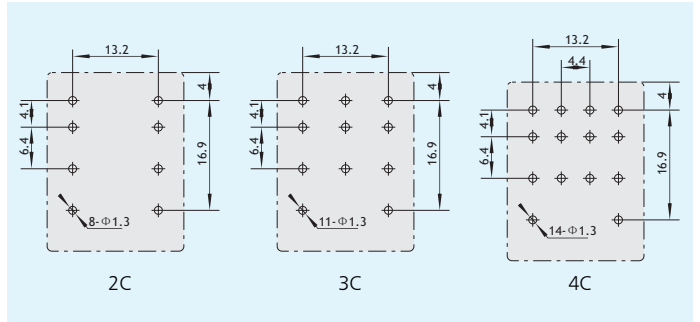


2C with indicator and diode

3C with indicator and diode

4C with indicator and diode

PCB mounting poles

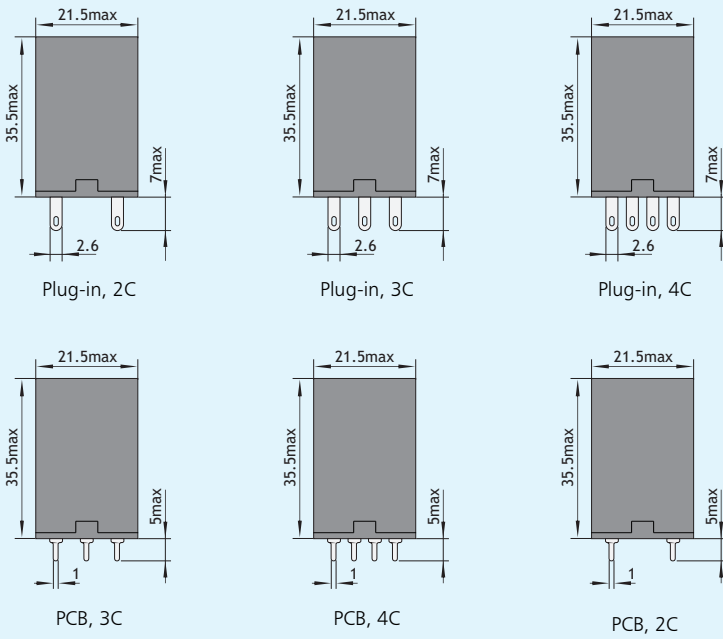


2C

3C

4C

Dimensions



Plug-in, 2C

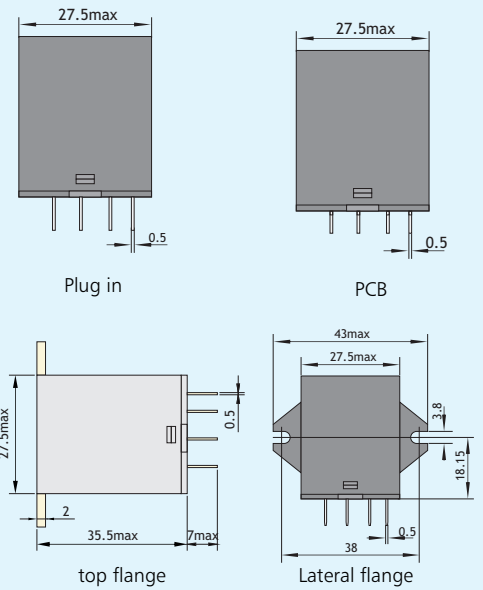
Plug-in, 3C

Plug-in, 4C

PCB, 3C

PCB, 4C

PCB, 2C



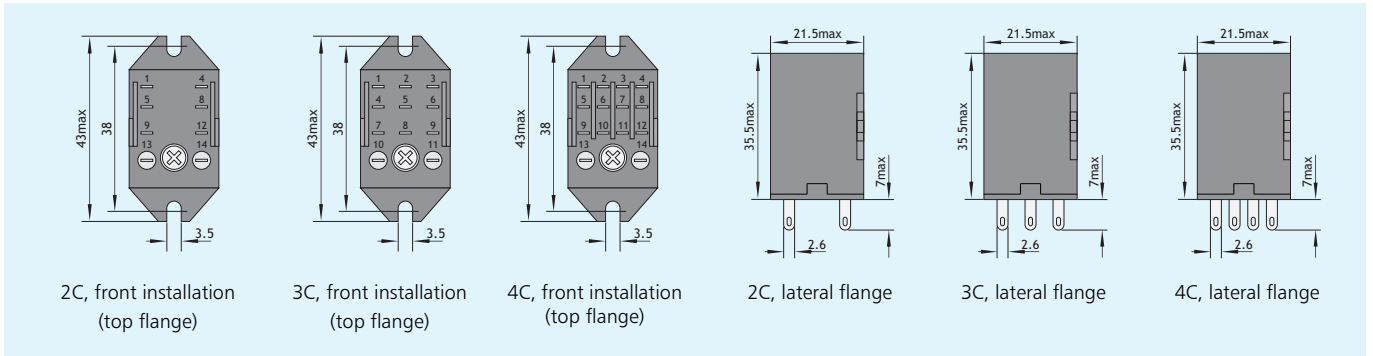
Plug in

PCB

top flange

Lateral flange

Left view



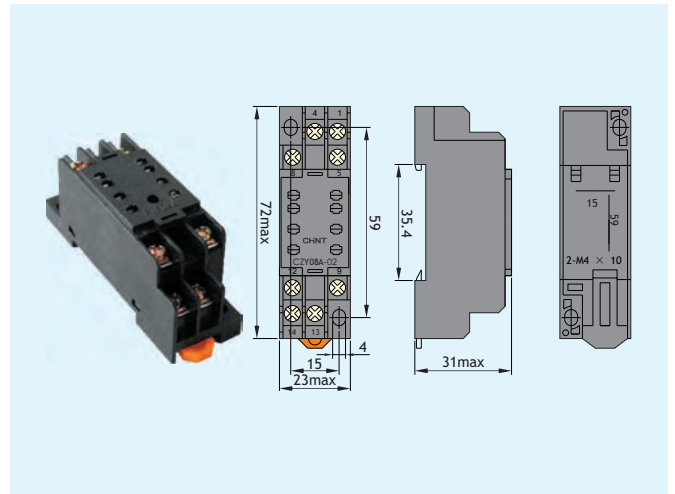
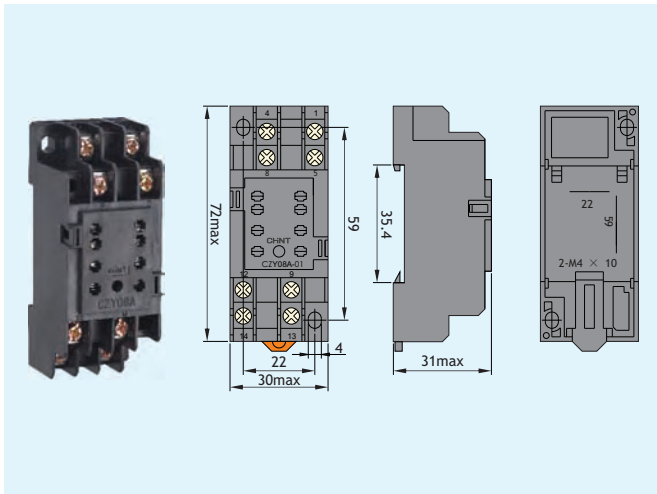
## 7. Socket

Dimensions: 72×30×31(mm)

CZY08A-01

Dimensions: 72×23×31(mm)

CZY08A-02

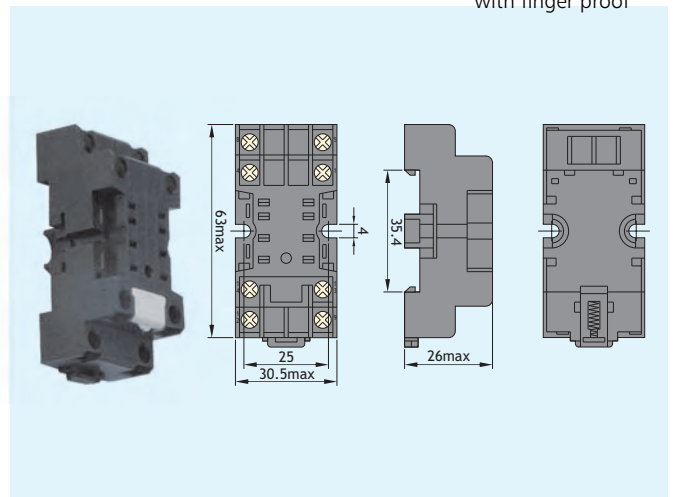
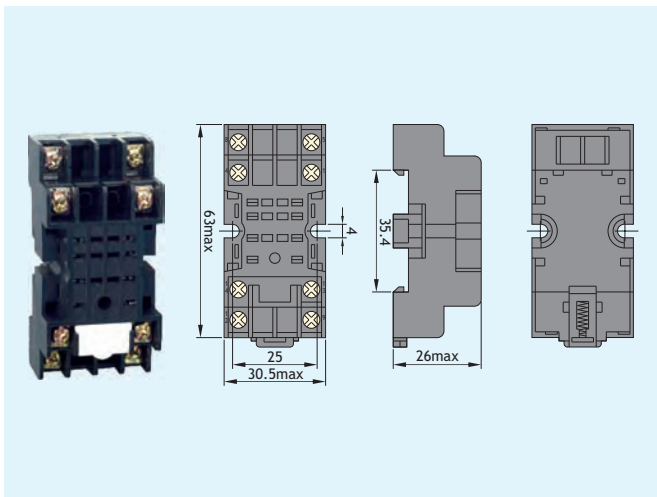


Dimensions: 63×30.5×26(mm)

CZY08B-01

Dimensions: 63×30.5×26(mm)

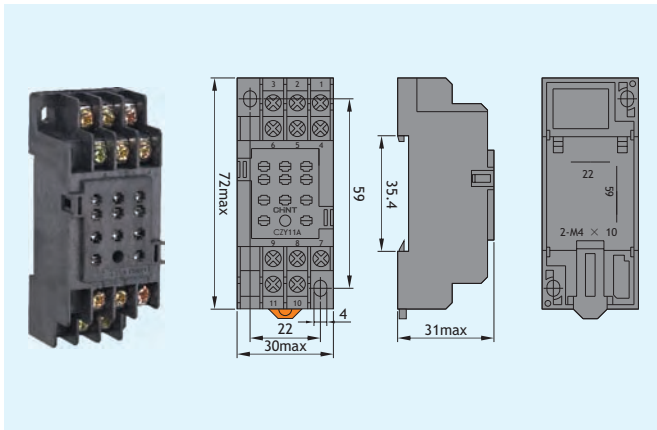
CZY08B-01E  
with finger proof



Socket for JZX-22F(D)/3Z

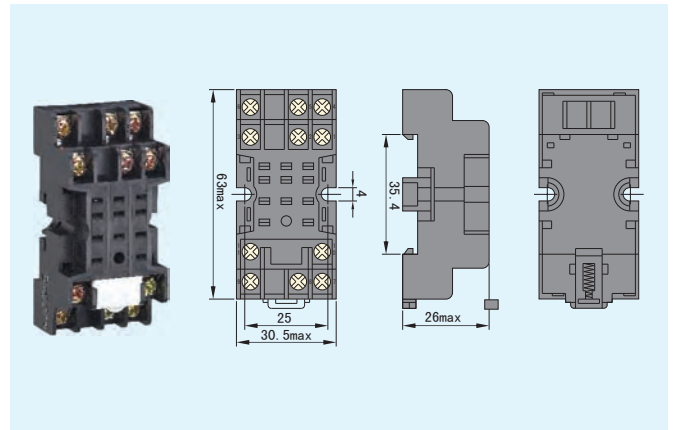
Dimensions: 72×30×31(mm)

CZY11A



Dimensions: 72×30×31(mm)

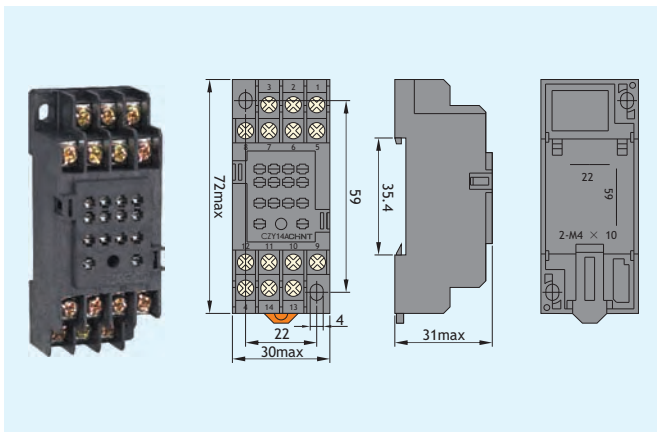
CZY11B



Socket for JZX-22F(D)/4Z

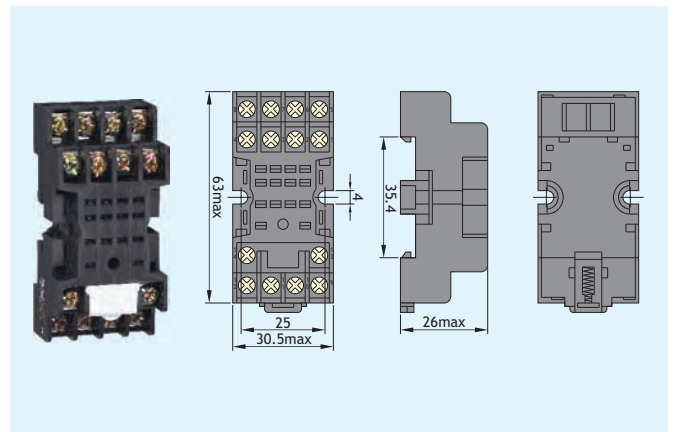
Dimensions: 72×30×31(mm)

CZY14A



Dimensions: 63×30.5×26(mm)

CZY14B



Dimensions: 63×30.5×26(mm)

CZY14B-E  
with finger proof

